

MASTER ORATOR Chair



Top-of-the-range
& Innovative concept

This chair is the only one in the MASTER Industrie range to have been designed solely for fixed use.

This is a really top-of-the-range chair.

Its innovative concept and integrated hinges give it a very sleek look and it can be finished in many different ways.

The system used to lift the seat is fully integrated, making it a very attractive model.

The **gas-assisted movement** and its **sleek appearance** make this chair unique on the market.



MASTER Orator
Made in France



FEATURES

Use: Attached to the floor

Attachment system: On the floor (mechanical anchors and screws suitable for the surface)

Seat folding mechanism: Automatic (gas-assisted)

The MASTER Orator chair complies with article AM18 with regard to the fire safety of upholstered chairs.

METAL FRAME

Tubular frame made using robot-assisted mechanical welding from laser-cut parts and machined pins for greater precision and an improved finish.

Protective coating: Thermosetting paint.

The frame is completely integrated and invisible.

BACKREST / SEAT

Metal sleeves built into the backrest and seat, attached to the chair's metal frame.

Wood frame made of beech plywood, 13mm thick, shaped over the entire width.

Comfortable, high-resilience polyurethane foam cut to shape, density 35 to 45 kg/m³, glued to the wood frame.

Ergonomic shape for maximum comfort

Removable fabric cover with zip

Double-stitched cover on the front of the backrest and the upper side of the seat cushion, for an elegant finish

Foam-backed fabric, 6 mm thick

ARMREST

Laser-cut, robot-assembled metal frame

Fixed armrests

Armrest pad made of upholstered foam or stained and varnished wood

OPTIONS

Choice of fabrics

Wooden casing behind the backrest and under the seat

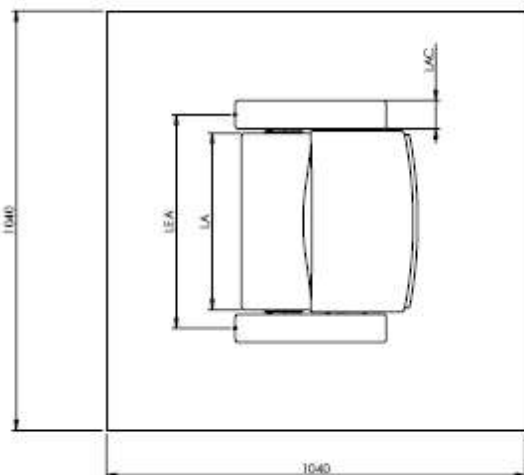
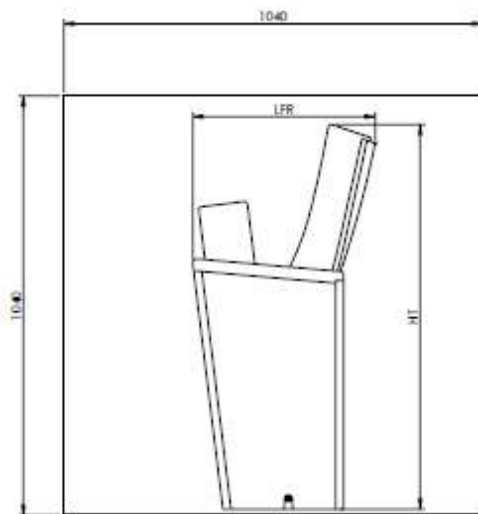
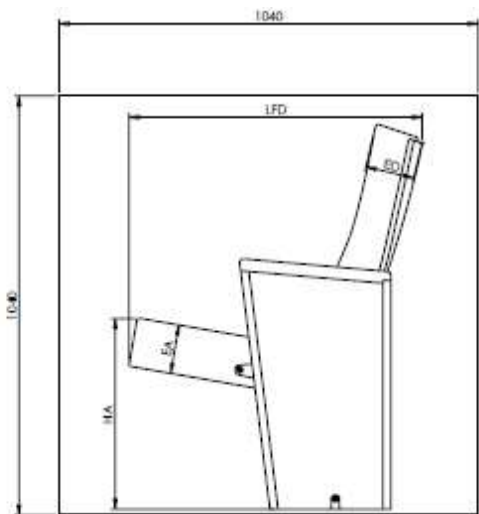
Painted sheet metal casing behind backrest

Deluxe armrests

Numbering



MASTER
INDUSTRIE



MASTER ORATOR
 LEA : 500 à 600mm
 LAC : 70 à 120mm
 LA : 410 à 510mm
 EA : 100mm
 ED : 100mm
 HA : 450mm
 HT : 950mm
 LFR : 455mm
 LFD : 725mm

